



District Report Card: 2017


State: Himachal Pradesh	District: Bilaspur (h.p.)
Class: 5	Subject: Language
Schools: 61	Students: 571


Participation/Coverage


Students

GENDER 	Boys		Girls	
	Number	%	Number	%
	282	49.39	289	50.61

AREA 	Rural		Urban	
	Number	%	Number	%
	519	90.89	52	9.11

CATEGORY 	SC		ST		OBC		GEN	
	Number	%	Number	%	Number	%	Number	%
	195	34.15	18	3.15	48	8.41	310	54.29

CWSN 	LD	VI	HI	S&LD	ID	Oth
	5	1	2	4	4	11

Management 	Government		Government-aided	
	Number	%	Number	%
	571	100.00	0	0.00

Average Performance of Students in Language (%)

Overall	Gender		Area		Management		Social Group			
	Male	Female	Rural	Urban	Govt.	Aided	SC	ST	OBC	GEN
65.48	64.28	66.64	64.97	70.51	65.48	0.00	64.96	62.59	66.39	65.83

Performance on Learning Outcomes (LOs)

Learning Outcomes	Description	Average Performance(%)
L504	Reads and comprehends independently storybooks, news items/ headlines, advertisements etc.	63.85
L508	Reads text with comprehension, locates details and sequence of events	66.29

Range of Performance of Students who Answered Correctly							
Below 30%		30% - 50%		50% - 75%		Above 75%	
Number	%	Number	%	Number	%	Number	%
28	4.90	100	17.51	245	42.91	198	34.68

Lowest Performing Learning Outcomes (LOs)

- 1 - Reads and comprehends independently storybooks, news items/ headlines, advertisements etc. (63.85)
- 2 - Reads text with comprehension, locates details and sequence of events (66.29)